


740A26 ADAPTER

CHERRYMAX® TOOLING ACCESSORIES

TECHNICAL DATA SHEET, Page 1 of 2

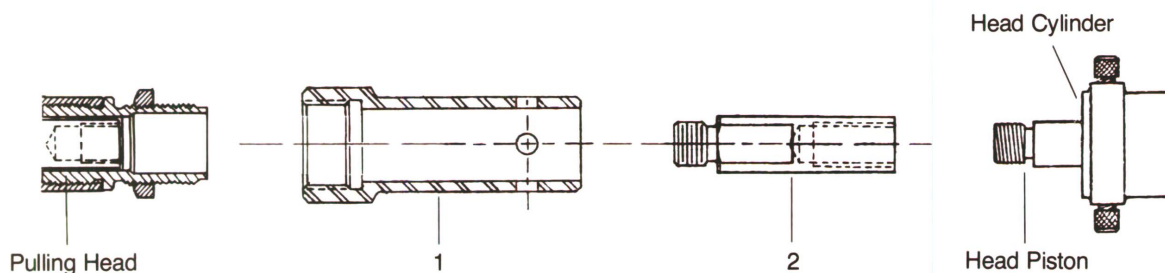
CHERRYMAX® TOOLING ACCESSORIES

740A26 ADAPTER



The 740A26 Adapter fits either the G-740 or G-86 Cherry riveters. The use of this adapter enables either riveter to accept the H753A-456 (right angle) and H763-456 (offset) CherryMAX pulling heads. These pulling heads will install 1/8, 5/32 and 3/16" CherryMAX in all head styles.

INSTALLING 740A26 ADAPTER ON RIVETER



1. Engage internal threads of drawbolt adapter (2) with external threads of head piston. Rotate drawbolt adapter (2) clockwise and tighten with appropriate wrench.
2. Slide sleeve adapter (1) into end of head cylinder of riveter. Align holes to accept cap screws. Tighten cap screws snugly.
3. Engage external threads of pulling head with the internal threads of sleeve adapter (1). Rotate pulling head clockwise until it is hand tight. Tighten pulling head jam-nut snugly against the sleeve adapter (1) using appropriate wrench.



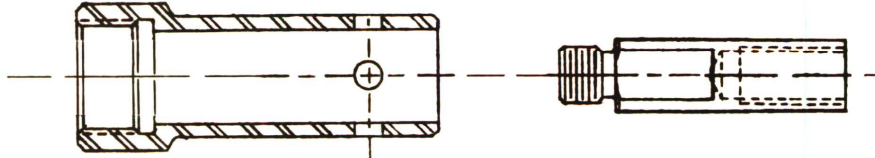
CHERRY®
AEROSPACE

740A26 ADAPTER

CHERRYMAX® TOOLING ACCESSORIES

TECHNICAL DATA SHEET, Page 2 of 2

740A26 ADAPTER



| REF. NO. | PART NUMBER | DESCRIPTION | QTY. REQ. |
|----------|-------------|------------------|-----------|
| 1 | 740B27 | Sleeve Adapter | 1 |
| 2 | 704A7 | Drawbolt Adapter | 1 |

MAINTENANCE AND REPAIR

Keep adapter clean, especially inner section of sleeve adapter, as chips and sealants can hamper internal operation.

WARRANTY

Seller warrants the goods conform to applicable specifications and drawings and will be manufactured and inspected according to generally accepted practices of companies manufacturing industrial or aerospace fasteners. In the event of any breach of the foregoing warranty, Buyer's sole remedy shall be to return defective goods (after receiving authorization from Seller) for replacement or refund of the purchase price, at the Seller's option. Seller agrees to any freight costs in connection with the return of any defective goods, but any costs relating to removal of the defective or nonconforming goods or installation of replacement goods shall be Buyer's responsibility. SELLER'S WARRANTY DOES NOT APPLY WHEN ANY PHYSICAL OR CHEMICAL CHANGE IN THE FORM OF THE PRODUCT IS MADE BY BUYER. THE FOREGOING EXPRESS WARRANTY AND REMEDY ARE EXCLUSIVE AND ARE IN LIEU OF ALL OTHER WARRANTIES AND REMEDIES; ANY IMPLIED WARRANTY AS TO QUALITY, FITNESS FOR PURPOSE, OR MERCHANTABILITY IS HEREBY SPECIFICALLY DISCLAIMED AND EXCLUDED BY SELLER. This warranty is void if seller is not notified in writing of any rejection of the goods within ninety (90) days after receipt of the goods by buyer.

Seller shall not be liable under any circumstances for incidental, special or consequential damages arising in whole or in part from any breach by Seller, AND SUCH INCIDENTAL, SPECIAL, OR CONSEQUENTIAL DAMAGES ARE HEREBY EXPRESSLY EXCLUDED.

Our policy is one of continuous development. Specifications shown in this document may be subject to changes introduced after publication.

NOTE: The properties, strength, dimensions, installed characteristics and all other information in these materials are for guidance only to aid in the correct selection of the products described herein and is not intended or implied as part of the above warranty. All applications should be evaluated for functional stability and available samples of the described parts can be requested for installed tests, suitability and evaluations.

For more information please contact our Technical Services Department at tel. 714-850-6022



CHERRY®
AEROSPACE

TS-740A26 Rev: A Date: 02/05/07 CR: 07-0097

1224 East Warner Ave,
Santa Ana, CA 92705
Tel: 1-714-545-5511
www.cherryaerospace.com